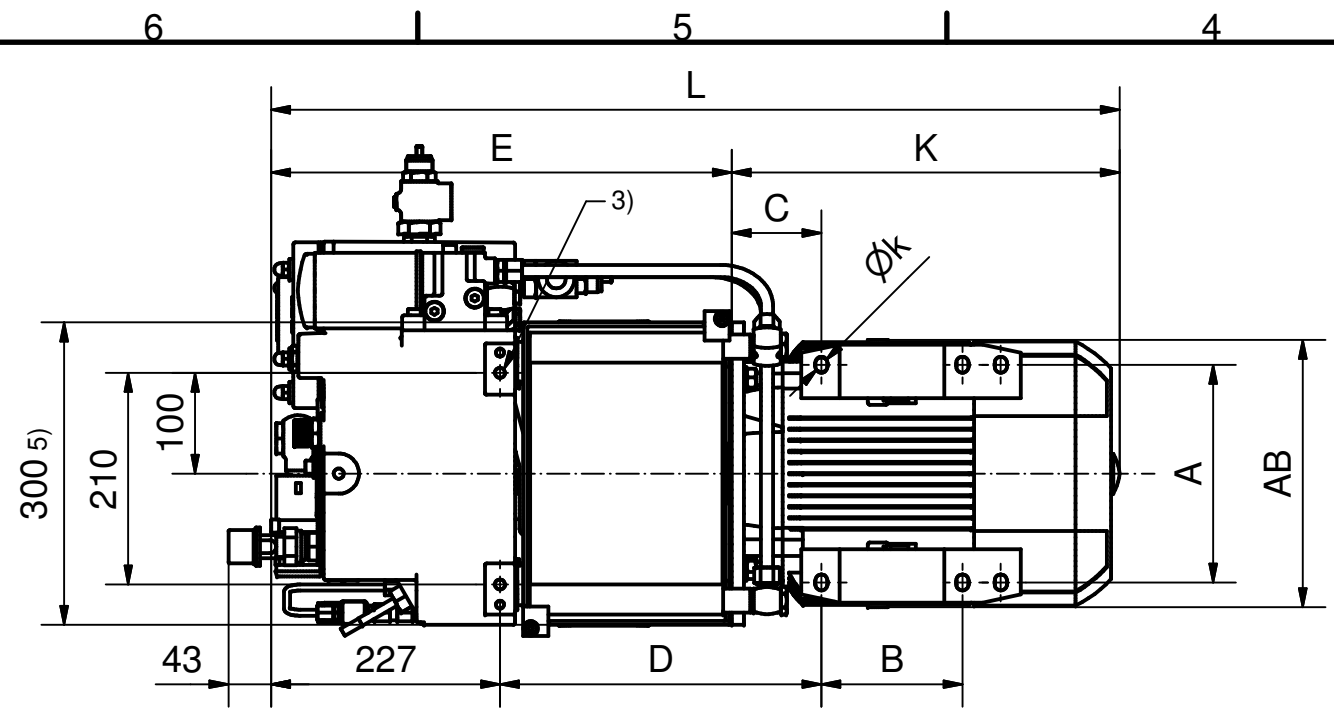




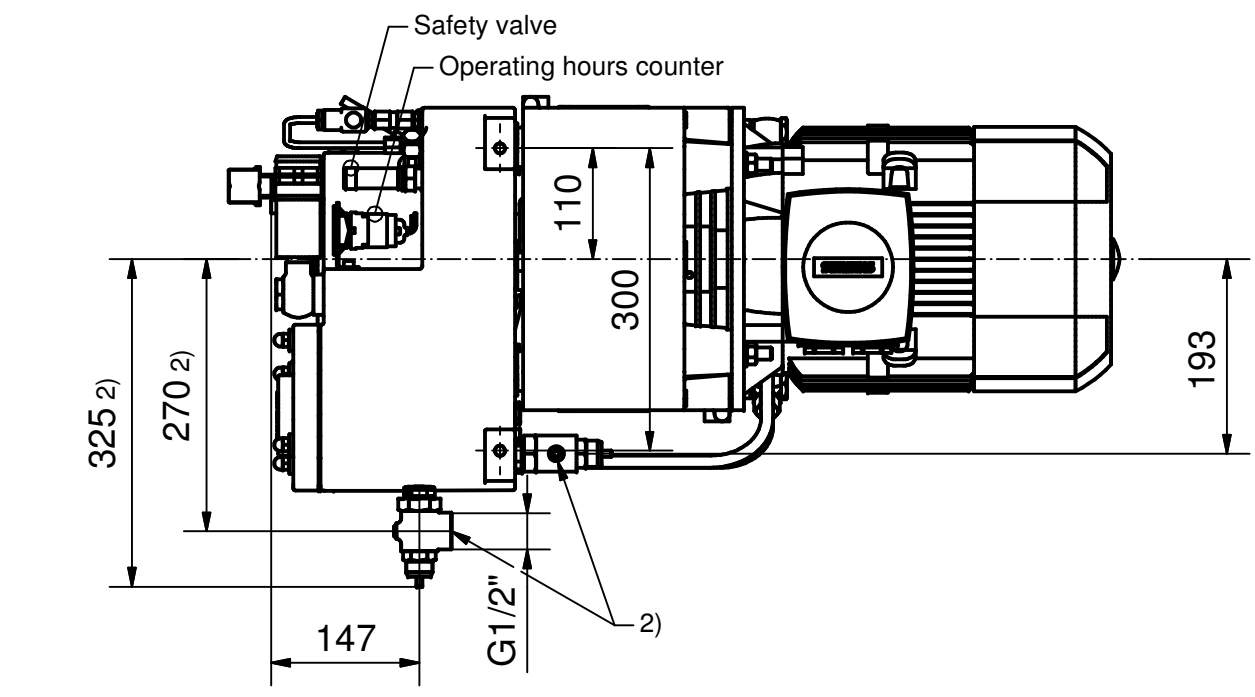
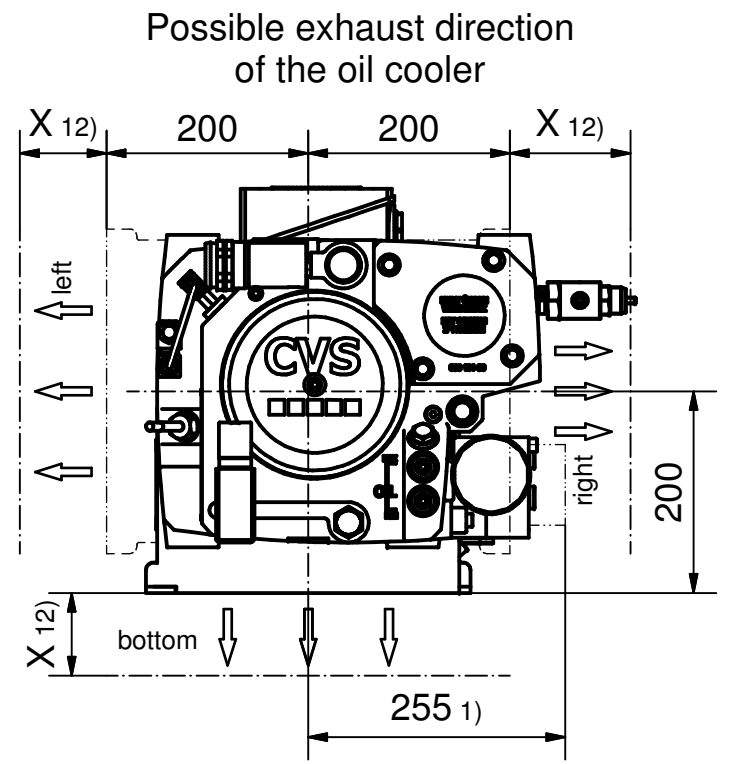
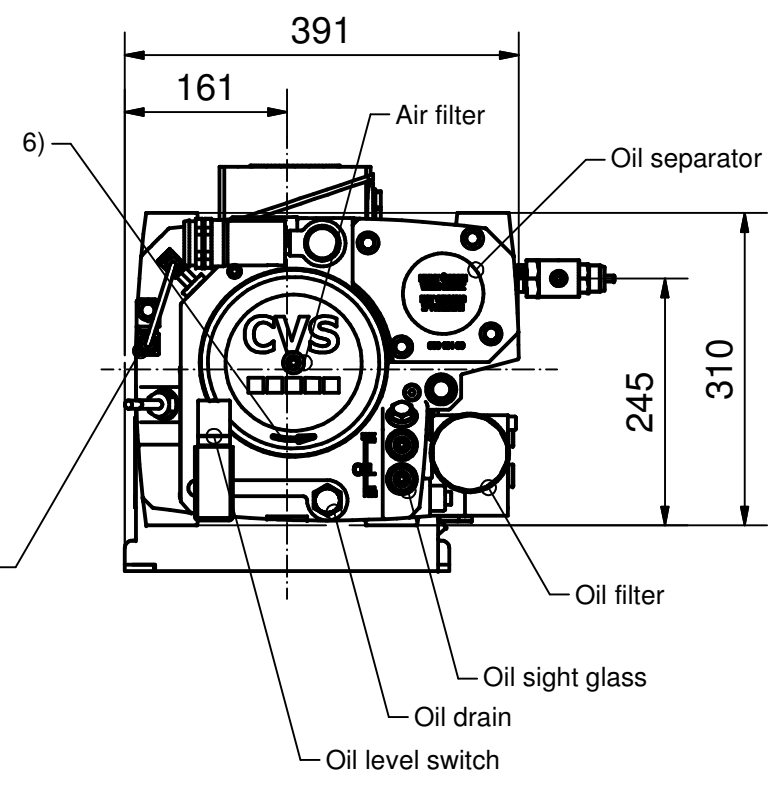
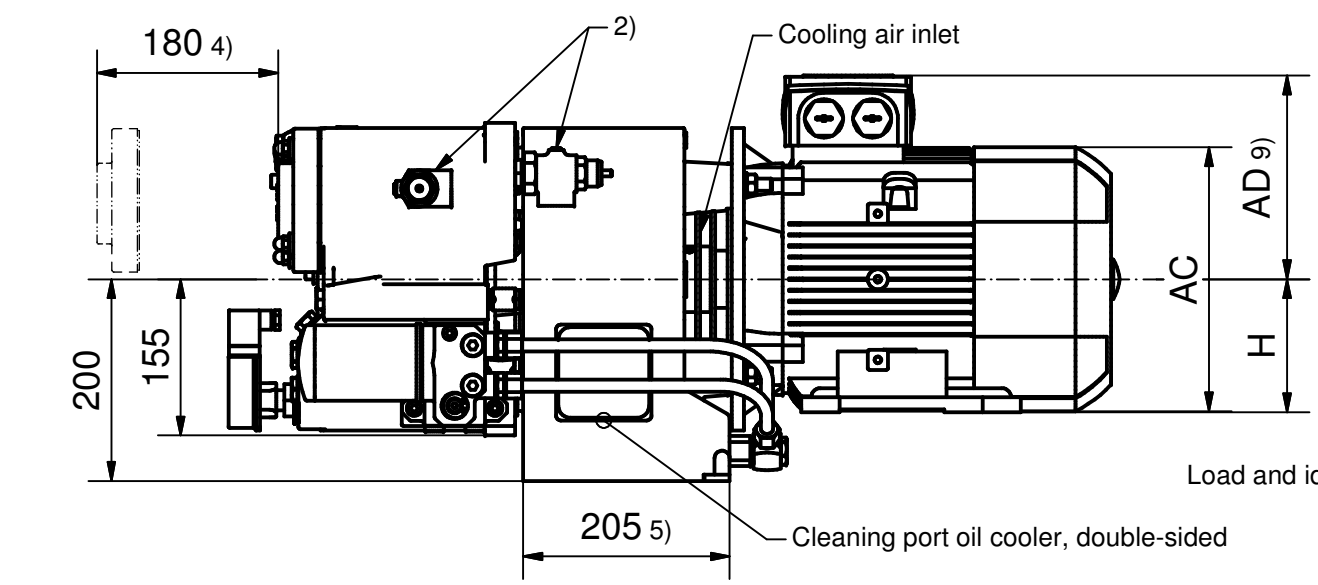
Rotary vane compressor Type RPO 200-300-400-600

10	8 280-00 Ä	Maßblatt - Dimension sheet
Index	Änderungsnr. Modification no.	250 176-00 M
mw	05.04.2016	
Name	Datum Date	



Compressor Type RPO	Suction volume flow [ltr / min]	E-motor rated power @ 10barg [kW]	Adapter flange for e-motor 8)	Weight of compressor [kg]	Weight e-motor [kg] 10)	Total weight [kg] 7),11)
200	180	2,2	yes (11mm)	58	18	76
300	260	3	yes (11mm)	58	22	80
400	380	4	yes (11mm)	57	27	84
600	550	5,5	no	55	38	93

Compressor Type RPO	A	B	C	D	E	Øk	L	AB	AC	AD 9)	H	K	X 12)
200	160	140	63	304	468 incl. 8)	12,5	803,5	196	198	166	100	335,5	100
300	160	140	63	304	468 incl. 8)	12,5	803,5	196	198	166	100	335,5	100
400	190	140	70	311	468 incl. 8)	12,5	797	226	222	177	112	329	100
600	216	140	89	319	457	12,5	842	256	262	202	132	385	120



Technical Data:
 - Suction pressure 1 bar
 - Cooling air temperature min -40°C / max +40°C other temperatures are to clarify with CVS
 - Cooling air volume flow rate max 1100 m³/h
 - Operating mode: Load - unload operation
 Load - idle - unload operation
 ⑩ Load - idle - temperature run - unload operation

Driving motor:
 - Voltage 3 x 400V, 50Hz
 - Design form: B35
 - Degree of protection: IP55 vibration proofed
 - Rotational speed: 1500 1/min

- 1) Pipework to the oil cooler in case of blow direction "right".
- 2) Pressure air outlet optionally "laterally" or "behind". In case of pressure air outlet "right" only "laterally" possible.
- 3) Fastening trapped hole M12 x 26 deep. Needed min. thread length 24mm!
- 4) Free space for oil filter exchange (Oil separator, air filter, oil filter).
- 5) Width for blow out channel. To keep the stagnation pressure as low as possible, should the exhaust channel should be expanded.
- 6) Rotating direction on the compressor service side / seen on the driving shaft "left".
- 7) Weight information: compressor without oil filling.
- 8) Adapter flange for e-motor
- 9) Motor terminal box typically "on top", "right" or "left" after consultation.
- 10) From 01.01.2013 is used motor type 1LE1.
- 11) Total weight with motor type 1LE1.
- 12) Minimum distance to the wall!

Subject to change without prior notice!

Erstellt: Drawn:	29.02.2008 Kunimüch	Geprüft: Checked:	12.03.2008 Lütte	Genehmigt: Approved:	13.02.2008 Jäger	CVS engineering GmbH, Großmattstr. 14, D-79618 Rheinfelden Tel. +49-7623-71741-0 Fax. +49-7623-71741-90		Schutzvermerk ISO 16016 beachten Refer to protection notice ISO 16016
Ersatz für: Replacement for:		Ersetzt durch: Replaced by:		Maßstab: Scale:	~	Sprache: Language:	EN	